

Abstract Submission Guidelines

General Information & Deadlines

1. **Abstracts MUST be submitted electronically** via the [online submission system](#) by the given deadline **31 January 2017**. Abstracts received via fax, e-mail or received after the deadline will not be accepted and therefore will not be considered for the programme or publication.
2. Abstracts are to be **submitted into one of the following scientific topics**:
 - Transportation Systems
 - New Trends
 - Fuel cell & fuel cell stacks
 - Fuel cell for powertrain
 - Fuel cell as an auxiliary power supply
 - Deployment
 - Road vehicles
 - Refuelling infrastructure
 - Non-road mobile vehicles
 - Maritime, rail and aviation applications
 - Energy Systems
 - New Trends
 - New materials and processes for hydrogen production
 - Hydrogen energy conversion and utilization
 - Materials and technologies for hydrogen storage
 - Deployment
 - Hydrogen production from renewables, grid balancing
 - Fuel cell systems for CHP and UPS
 - Power to Gas
 - Hydrogen storage, handling, and distribution
 - Cross-cutting issues
 - Safety, education, and training
 - Legislation, pre-normative research
 - Experiences from complex demonstrations projects
 - Hydrogen regions
 - Financing of hydrogen technology
 - Czech Hydrogen Days 2017
 - Situation in Middle and Eastern Europe
 - Situation in small countries
 - Regional and Visegrad collaboration
 - Tailored information for state and urban employees as well as for interested industrial partners

3. A **preferred presentation type** should be selected during the submission from the following options:
 - Oral presentation
 - Poster presentation
4. **Once the abstract is submitted no further changes are allowed unless an e-mail request is sent to the convention secretariat using the e-mail: abstracts@whtcprague2017.cz**
5. All abstracts will be reviewed by the WHTC 2017 Scientific Committee, who will consider its formal aspects and the content. They will decide which abstracts will be accepted may consider the final presentation type.
6. **Accepted abstracts** will be published in the Abstract Book. Abstracts not suitable for display will be rejected. Please have your abstract checked for correct spelling, punctuation, grammar and formal structure. The organiser reserves the right to edit abstracts if necessary prior to the publication in the Abstract Book.
7. All **presenting authors** will receive an acceptance/rejection notification via e-mail by **31 March 2017**.
8. All **presenting authors** are obliged to register by **18 April 2017**.

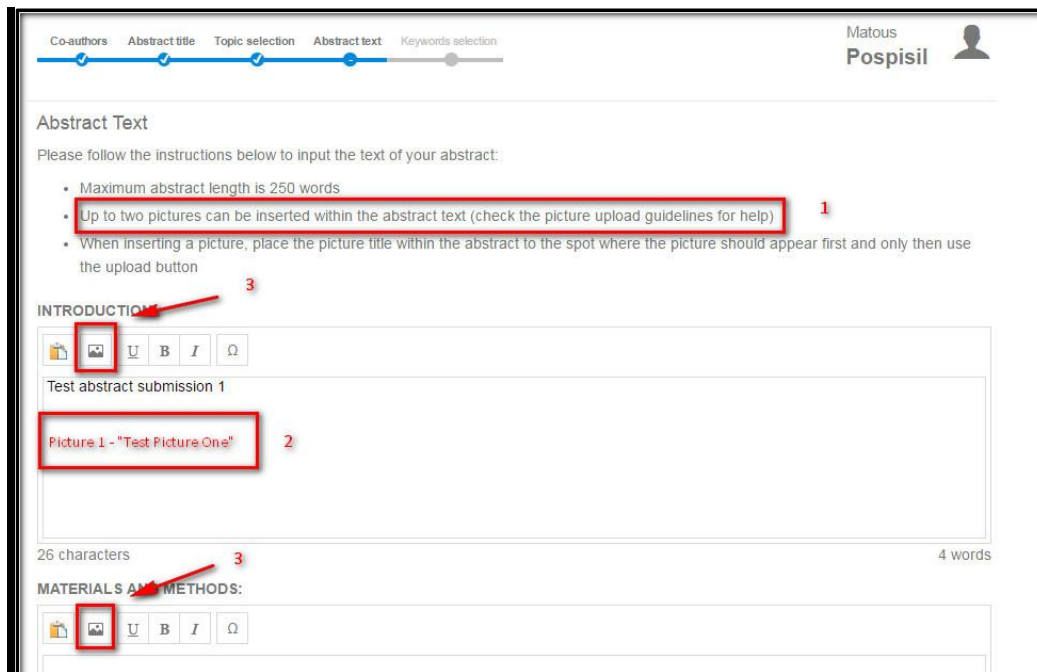
Abstract Formatting

9. All abstracts must be written in English.
10. When submitting your abstract, consider and choose the main theme, scientific topic and the preferred presentation type.
11. The **abstract title** is limited by **20 words** and must be submitted using the Sentence case. (eg. *This is the title of my abstract*)
12. Up to **10 authors** can be included (incl. presenting author). Person, who submits the abstract is automatically considered to be the presenting author and contact person for all future correspondence. Authors order could be changed if needed by swapping the names at the list of the co-authors. The first name is considered to be the main author. Presenting author could be amended in the online submission system while managing co-authors.
13. **WHTC 2017** abstract submission has a recommended structure, which should be applied when preparing your abstract. Each abstract should contain these parts: **Introduction, Aim, Methods, Results and Conclusion. A maximum of 6 references can be added.**
14. Maximum **abstract length is 300 words**. (approx. one A4 page of text)
15. **Up to 3 Pictures/charts/tables** can be included within the abstract text. (Please check the step-by-step picture upload guide below.)
 - **Picture** must be saved in .JPG
 - **Chart** can only be inserted as a picture (saved as .jpg first)
 - **Tables** can only be inserted as a picture (saved as .jpg first)
16. Please note that scientific committee advice to submit abstracts with **recent and unpublished** data.

Picture upload guide

Up to three pictures (1) can be inserted within the abstract text using the picture insert icon. They must be saved in JPG.

Place the picture title within the abstract text to the spot, where the picture should appear. (2) Click the "Picture insert" icon to start (3). Picture will be uploaded to the cursor current position in the text field.



Co-authors Abstract title Topic selection Abstract text Keywords selection

Matous Pospisil

Abstract Text

Please follow the instructions below to input the text of your abstract:

- Maximum abstract length is 250 words
- Up to two pictures can be inserted within the abstract text (check the picture upload guidelines for help) **1**
- When inserting a picture, place the picture title within the abstract to the spot where the picture should appear first and only then use the upload button **3**

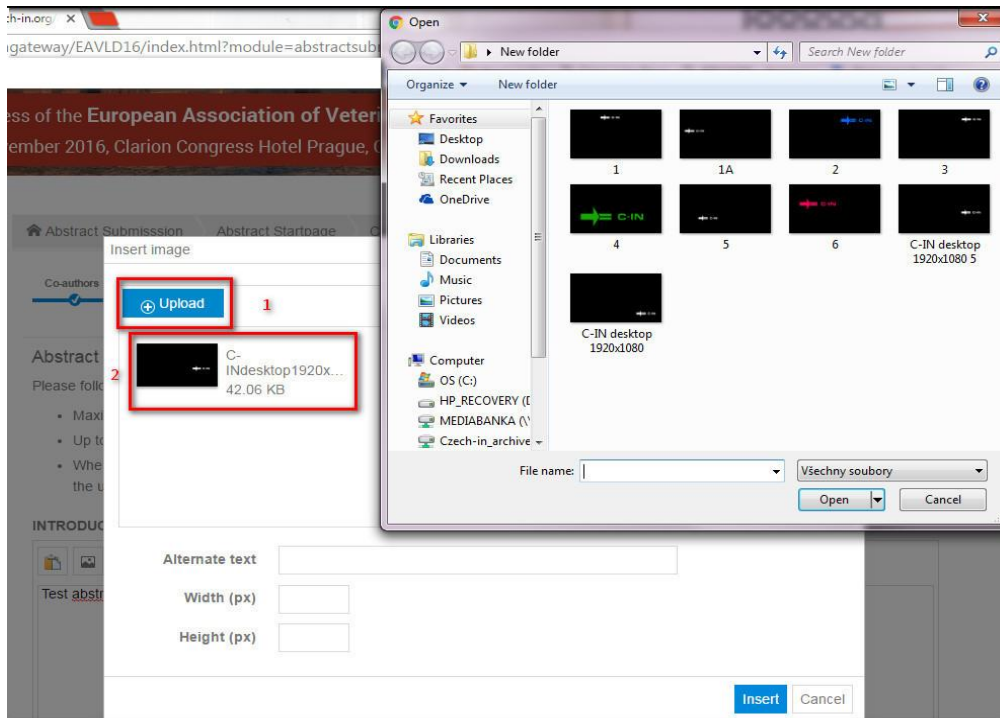
INTRODUCTION **3**

Picture 1 - "Test Picture One!" **2**

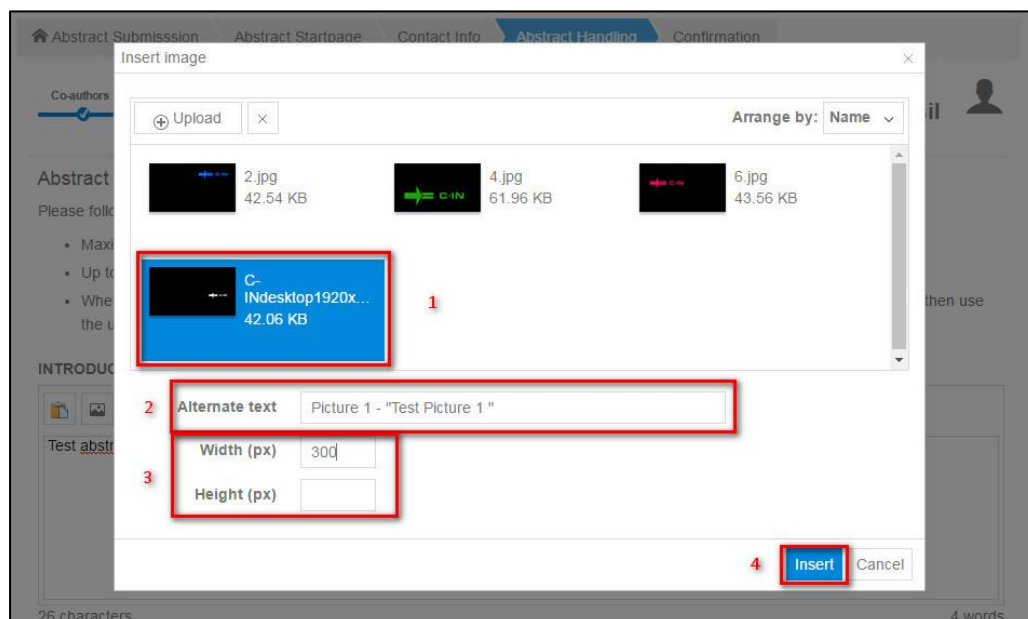
26 characters 4 words

MATERIALS AND METHODS: **3**

Click the "Upload" button (1) and select the picture you wish to insert from your computer. It will get uploaded to the insert image gallery. (2)



Select the corresponding picture (1), copy the picture title into the "Alternate text" field (not mandatory, original picture title will be displayed otherwise) (2) and apply the picture dimensions /one size filled is enough/ (3) and confirm the selection with the "Insert" button. (4) (width 300px = approx. 7cm wide displayed on A4 paper)




When the picture is uploaded, the correct location and size can be checked. In case you wish to change the dimensions you can simply delete the inserted picture and insert it once again with a different size.

Abstract Text


Please follow the instructions below to input the text of your abstract:

- Maximum abstract length is 250 words
- Up to two pictures can be inserted within the abstract text (check the picture upload guidelines for help)
- When inserting a picture, place the picture title within the abstract to the spot where the picture should appear first and only then use the upload button

INTRODUCTION:




Test abstract submission 1



26 characters 4 words

MATERIALS AND METHODS:



Should you need any further assistance, please feel free to contact the convention secretariat at any time at abstracts@whtcprague2017.cz